

Rayat Shikshan Sanstha's

Prof. Dr. N. D. Patil Mahavidyalaya, Malkapur (Perid)

Tal.- Shahuwadi, Dist.- Kolhapur (M.S.) India.

Feedback Analysis Committee



Report of
Feedback Analysis
of
(Student Satisfaction Survey)

Academic Year: 2019-20

Submitted to
Internal Quality Assurance Cell

Student Satisfaction Survey Report

Introduction and Objectives:

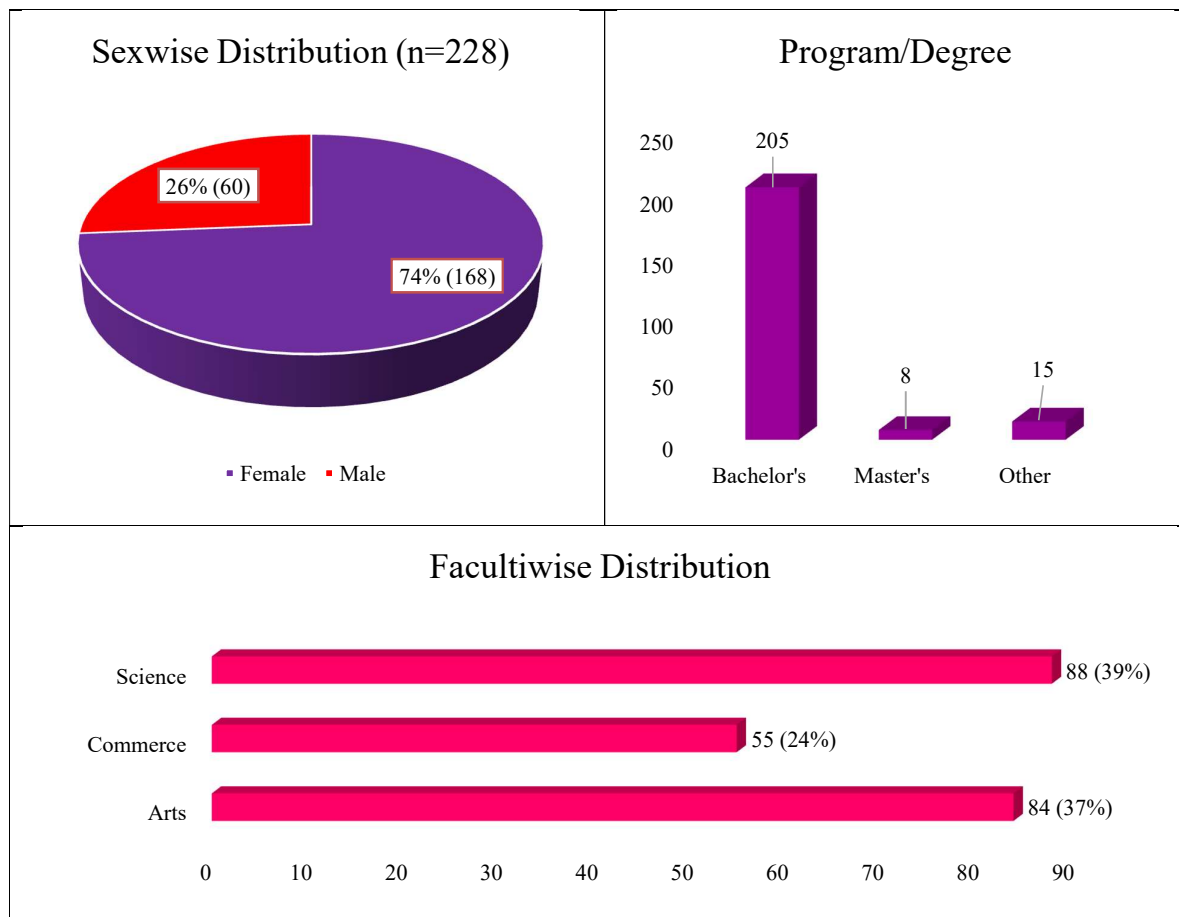
Rayat Shikshan Sanstha's, **Prof. Dr. N. D. Patil Mahavidyalaya, Malkapur** was established in the year 1992. The college aims at the overall development of the students to become entrepreneurs and professionals in the respective disciplines. IQAC of the college was conducted a Student Satisfaction Survey regarding Teaching – Learning and Evaluation, which will help to upgrade the quality in higher education. Receiving positive or negative feedback from these students is important as both are crucial in helping monitor and evaluate the provision. Listening to what student say is a contributing factor to running a successful college or institution. This survey was developed to capture students' evaluation about teacher, facilities and curriculum related issues.

Methodology

In every academic year, we ask our students to fill a Students Satisfaction Survey form (SSS) which is made available on college website. Filling of SSS is voluntary/ optional. For the academic year 2019-20, there were 856 registered students at the college. Every year data was collected during the period 1st March to 10th March. But due to COVID pandemic, this year data was collected after lockdown period. The link of SSS form also made available to students on their email address, whatsapp address and college website. Two hundred and twenty eight (228) students responded to the survey, providing a response rate of 27%. The analyses presented in this report are based on the responses of the 228 respondents to the survey.

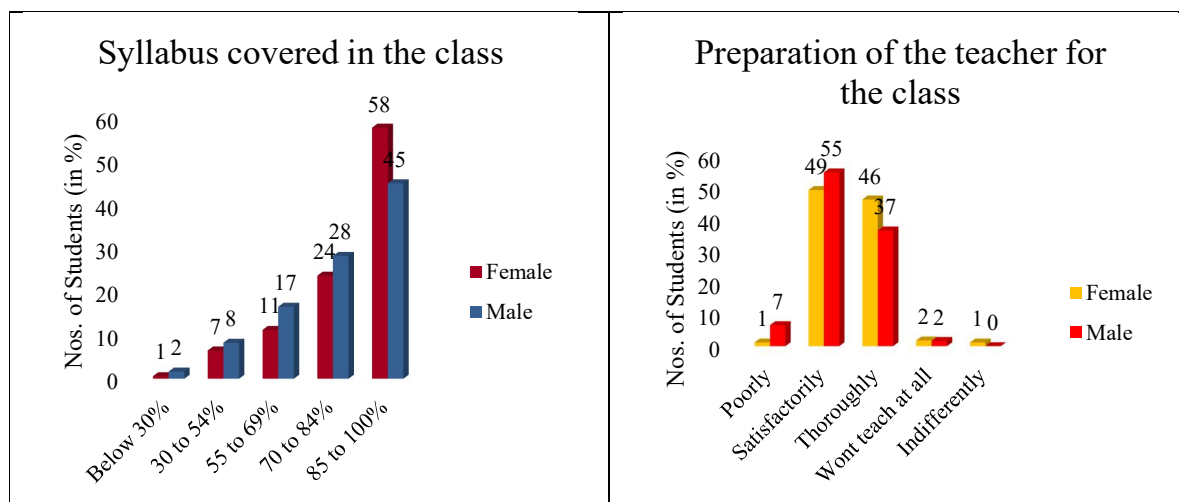
Respondent Profile

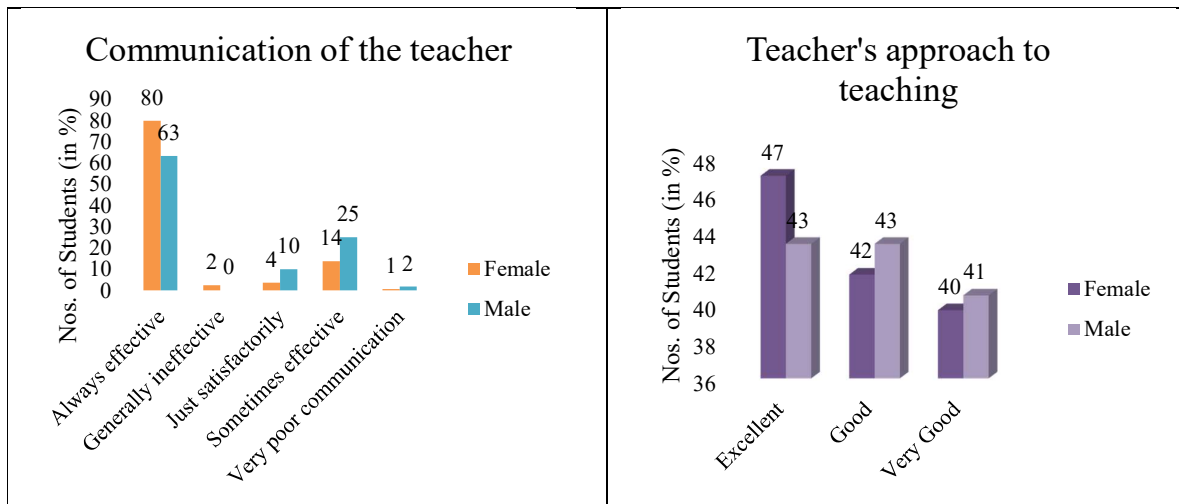
The respondent sample is broadly representative of the student population with respect to gender, programme level and course. There is 26% male and 74% female respondents in the survey sample. Most respondents are pursuing programmes at the bachelor's degree level (90%). The highest number of respondents came from the Science and Arts faculty (39%, 37%).



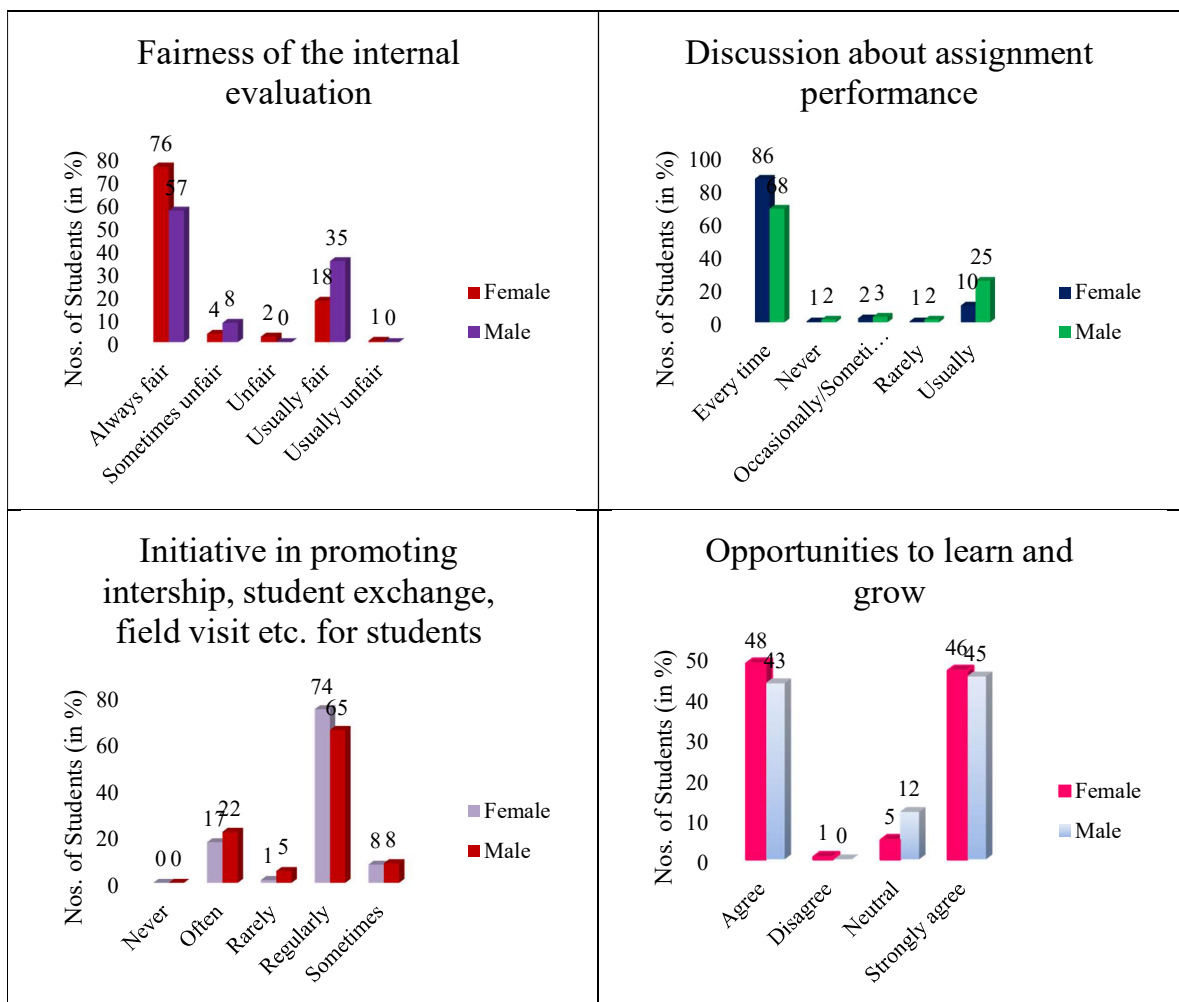
Overall Evaluation

Feedback was collected and analysed by Feedback Analysis Committee of the college. Opinion of the students are obtained about each parameter in percentage.



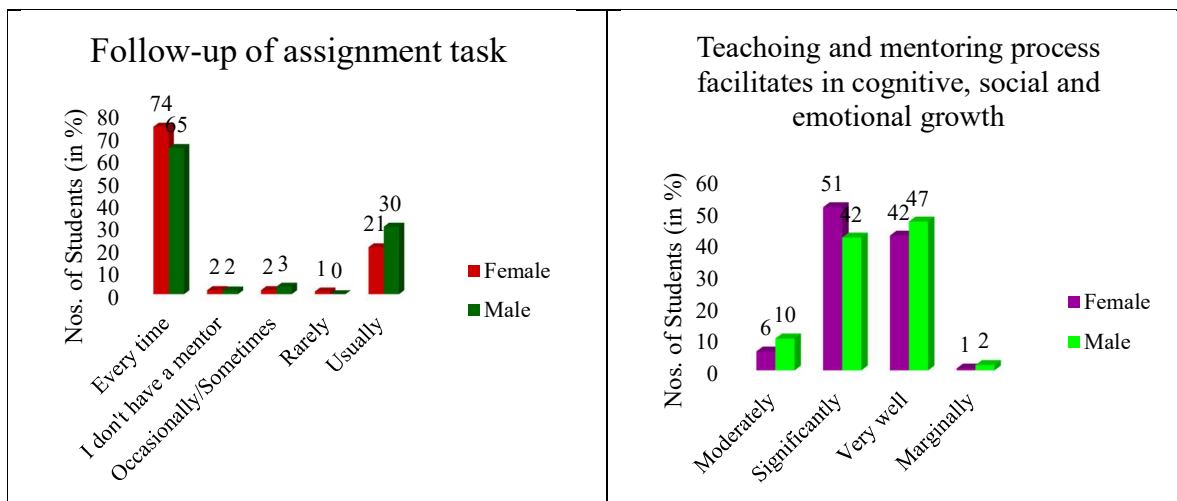


About 58% female and 45% male students indicated that syllabus covered in the class is more than 85%. More than 90% of all the students reported being satisfied about the teachers' preparation for the class. Most of the female (80%) and female (63%) indicated that all the teachers' communication is always effective. There is equal number of male and female students who describe teachers' approach about teaching is excellent.

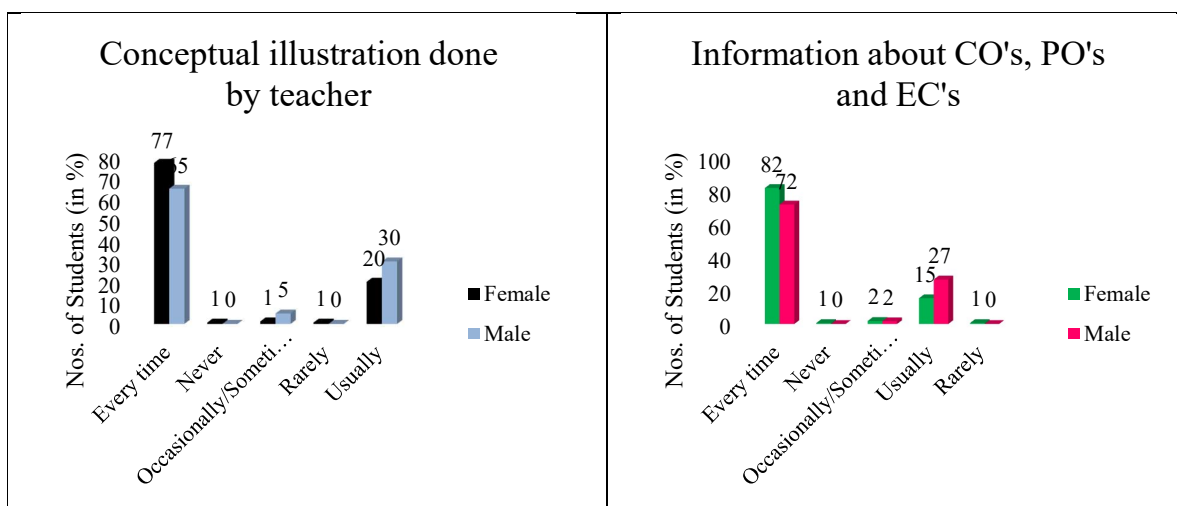


About 76% female and 57% male students are agreeing with the fairness of teachers in the internal evaluation process. However, 7% female and 8% male are not agreeing with it. About

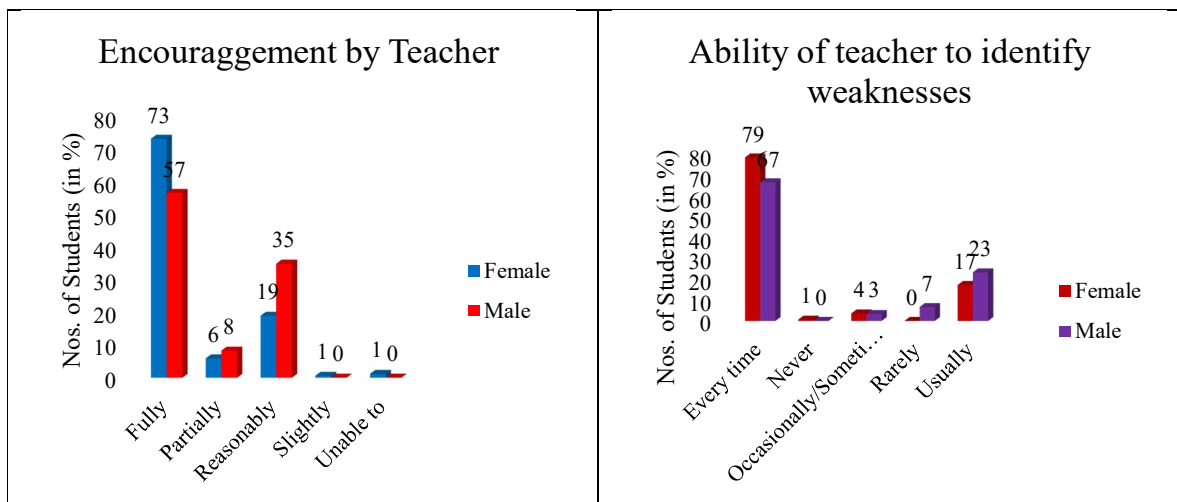
86% female and 68% male students are saying that teachers always discussed students' performance with them. There are about 74% female and 65% females are agreeing with the institution initiation to take active interest in promoting internship, student exchange, and field visit opportunities regularly. More than 90% male and female students' are strongly agreeing with the multiple opportunities given by institute to them to learn and grow.



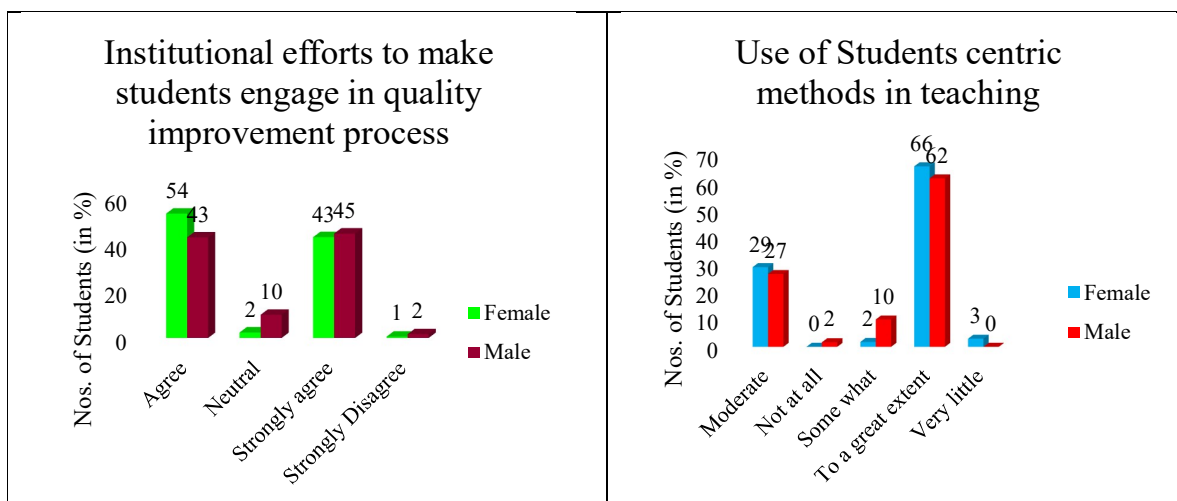
Most of the students (65% male and 74% female) are agreeing with the mentor who does necessary follow-up with an assigned task given to them. More than 90% of all students are agreeing with the teaching and mentoring process in institution significantly facilitates you in cognitive, social and emotional growth.



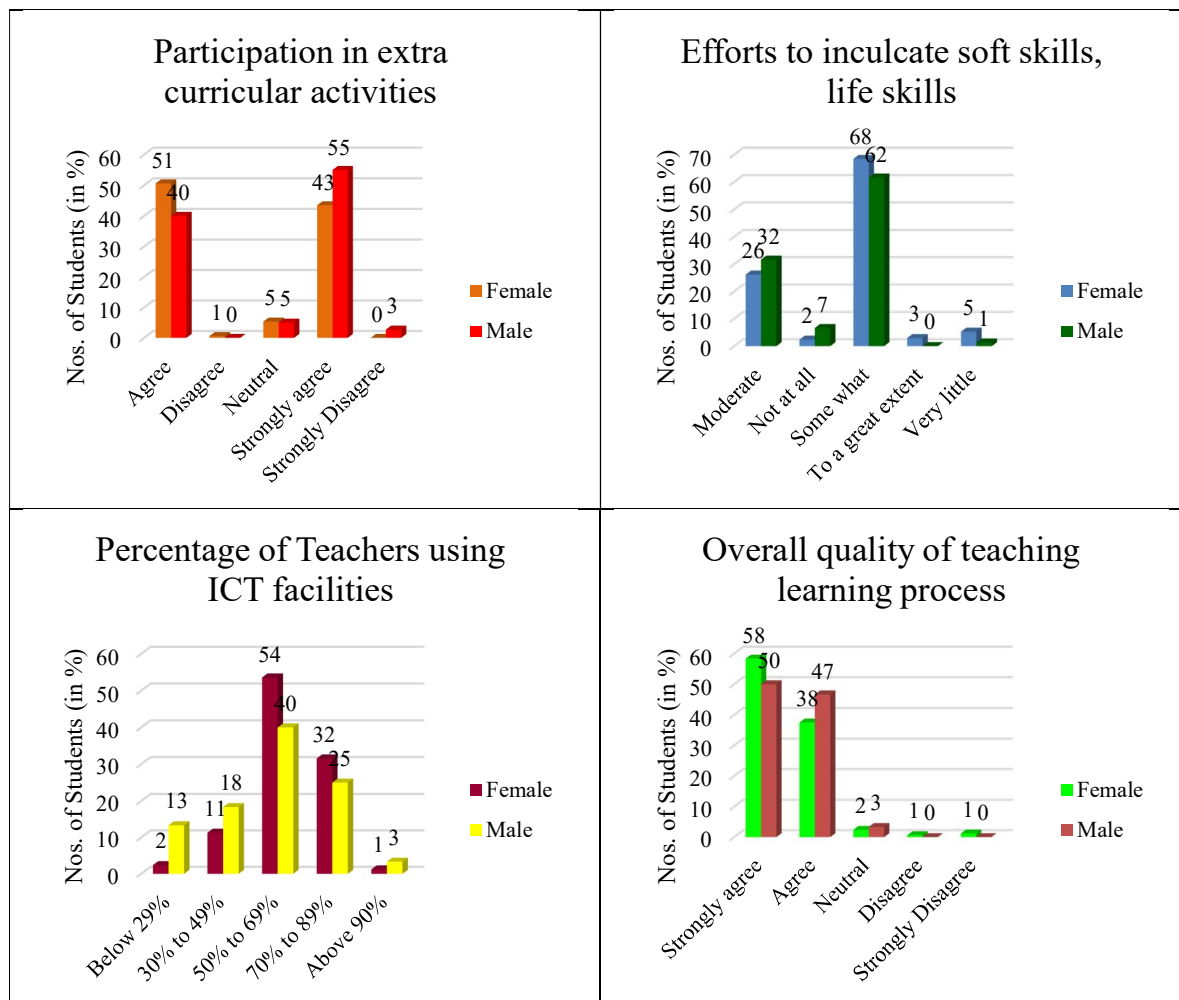
More than 95% of all students are satisfied with the conceptual illustration given by teacher by using example and applications. About 82% female and 72% male are saying that teachers always inform them about their expected competencies, course outcomes and program outcomes before teaching them.



About 79% female and 67% male students are saying that most of the times teachers' can able to identify the weakness of the student. Based on their interactions with students, teachers identify the strength and weaknesses of the students and accordingly encourage them to participate in the various activities organized by department / college, Sanstha / University. This will help them in their overall development. About 73% female and 57% male students are fully agreeing with this point of encouragement of the teacher.




About 43% female and 45% male students are strongly agreeing, and about 54% female and 43% male are agreeing with the institutional efforts to engage students in the monitoring, review and continuous quality improvement of the teaching learning process. About 66% female and 62% male students are strongly agreeing, and about 29% female and 27% male are agreeing with the institution/ teachers use student centric methods, such as experiential learning, participative learning and problem solving methodologies for enhancing learning experiences to a great extent.



About 55% male and 43% male students strongly agreeing with the teacher's encouragement to participate in extracurricular activities. More than 75% students are agreeing with the fact that half of the time teachers' uses ICT tools such as LCD projector, Multimedia, etc. while teaching. Most of the students (97% males and 96% females) are agreeing with the overall quality of teaching- learning process.


Coordinator
I.Q.A.C.
 Prof. Dr. N. D. Patil Mahavidyalaya,
 Malkapur, Dist. Kolhapur




PRINCIPAL
 Prof. Dr. N. D. Patil Mahavidyalaya
 Malkapur, Dist. Kolhapur